









EASY™ PUFF

SPECIFICATIONS

Composition	Average Thickness	Carrier	Certifications
PU	140 microns	Adhesive polyester	


APPLICATION INSTRUCTIONS

Applies on	SUGGESTED CUTTING SETTINGS			TRANSFER SETTINGS			
cotton, polyester, poly/ cotton blends							
	45°	60 gf	10 cm/sec	10-15 seconds	138°C (280°F)	Firm	Hot

- Cut the material mirrored
- Peel off excess material
- Place the decoration on the garment
- Apply following the recommended parameters
- Remove the carrier hot

PRODUCT HIGHLIGHTS

- Wide range of colors
- Suitable for clothing for children and babies

 **NOTE:** Easy Puff is designed to withstand only one heat application. Repeated applications will "flatten" the puff effect permanently. It is recommended to apply Easy Puff last when used with other materials. Because achieving proper, firm pressure is key with Easy Puff, it is not recommended to apply this material with a home iron. We highly recommend to perform a test before launching a production.

CARE AND WASHING RECOMMENDATIONS

Washing	Ironing	Tumble dry	Dry cleaning	Storage Shelf Life	Storage Temperature	Storage Conditions	Position
Cold wash inside-out	NO	YES (synthetic cycle)	NO	Up to 2 years	Between 18°C and 26°C	Away from sunlight and dust	Vertical

- Wait 24 hours after the application before the first wash
- Respect the textile recommendations
- Do not bleach or use aggressive chemical agents

 This document can be subject to variations.

